

PRODUCT LEAFLET

MJB-H

Tubular Bag Filter



MJB-H

The MJB-H comprise an innovative range of robust, versatile tubular bag filter unit that build upon the experience of the well-established MJB bag filters.

By combining the advantages of two stage immersion type cleaning valves with the patented UniClean technology, maximum cleaning efficiency is achieved with very low energy consumption and minimal maintenance.

All access for maintenance is from the top of the unit.

The modular design, with several bolt together assembly options is optimized for transport by road or by sea container.

It also maximises flexibility on site, to suit available facilities.

Filter sizes from 295 m² to about 1770 m² are available as preassembled units.

The modular design enables larger units to be assembled and also existing units to be extended whenever required.

Features

Robust welded steel construction

Versatile modular design

Weather proof for exposed locations

Flat pack dirty air chamber option for efficient transport by road or sea container.

May be extended or relocated if required

Efficient cleaning with patented UniClean technology

Integral pre-separation section

Down flow / cross flow inlet air pattern to maximize dust handling capacity

Low maintenance, with access from the unit top

Two bag lengths available

Higher temperature options including trace heating and insulation

ATEX compliant for explosive dusts












MJB-H

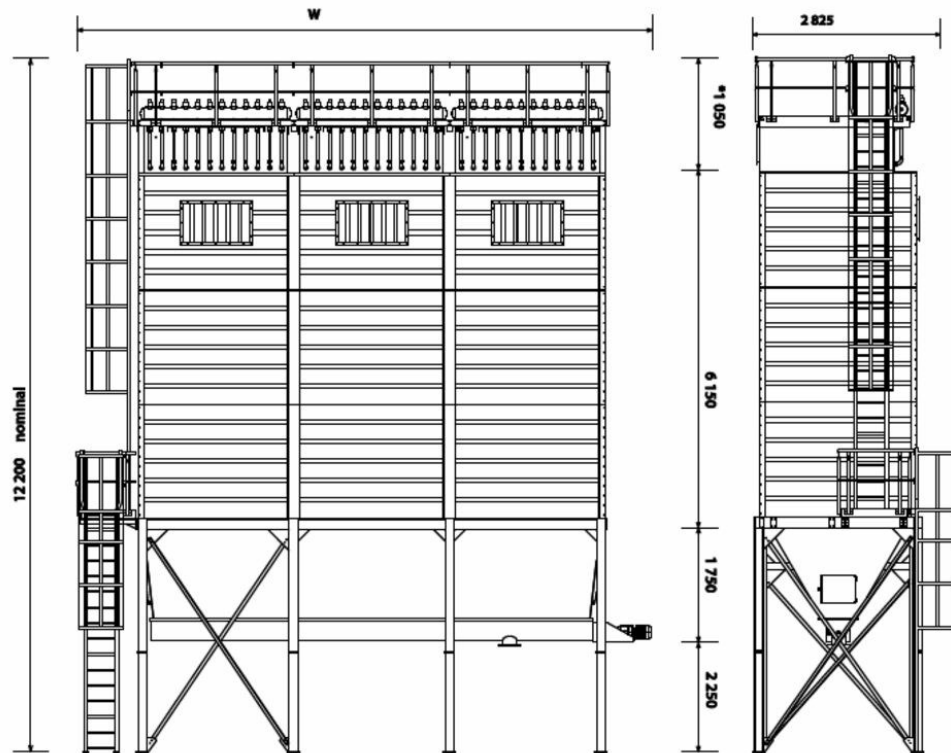
[ProductCertifications]	[ce], [ex]
[ProductInstallation]	[Outdoor]
[ProductFiltercleaningMethod]	[CompressedAir]
[ProductApplication]	[dust]
[ProductWorkingpressure]	Standard: -6,0 to 2,0 Optional: -10,0 to 5,0
[ProductFilterArea]	295 to 1770
[ProductCapacityMax]	190 000
[ProductOperatingTemperature]	Max. 220° C

Models

	Item number	[ItemFilterType]	[ItemNbrofFilterElements]
	MJB295/H/10-10	[bag]	10
	MJB354/H/12-10	[bag]	12
	MJB472/H/16-10	[bag]	16
	MJB531/H/18-10	[bag]	18
	MJB590/H/20-10	[bag]	20
	MJB649/H/22-10	[bag]	22
	MJB708/H/24-10	[bag]	24
	MJB767/H/26-10	[bag]	26
	MJB826/H/28-10	[bag]	28
	MJB885/H/30-10	[bag]	30
	MJB944/H/32-10	[bag]	32
	MJB1003/H/34-10	[bag]	34
	MJB1062/H/36-10	[bag]	36
	MJB1121/H/38-10	[bag]	38

Models

	Item number	[ItemFilterType]	[ItemNbrofFilterElements]
	MJB1180/H/40-10	[bag]	40
	MJB1239/H/42-10	[bag]	42
	MJB1298/H/44-10	[bag]	44
	MJB1357/H/46-10	[bag]	46
	MJB1416/H/48-10	[bag]	48
	MJB1475/H/50-10	[bag]	50
	MJB1534/H/52-10	[bag]	52
	MJB1593/H/54-10	[bag]	54
	MJB1652/H/56-10	[bag]	56
	MJB1711/H/58-10	[bag]	58
	MJB1770/H/60-10	[bag]	60



Hopper heights are typical values for 55° valley angle trough hopper * The Clean Air Chamber height includes toe board

MJB-H unit	Filter area	no. of valves	Width W	No. of tanks	Filter weight excluding hopper	Typical weight of hopper	Number & size of sections			Compressed air consumption
H	[m²]	[pcs.]	[mm]	[pcs.]	[kg]	[kg]	8 valves	10 valves	12 valves	Nm³/h at 5.5 bar
MJB 295/H/10-10	295	10	4265	1	4350	1740	-	1	-	40.5
MJB 354/H/12-10	354	12	4695	1	4919	1968	-	-	1	48.6
MJB 472/H/16-10	472	16	5770	2	6571	2628	2	-	-	48.6
MJB 531/H/18-10	531	18	6200	2	7136	2854	1	1	-	48.6
MJB 590/H/20-10	590	20	6630	2	7701	3080	-	2	-	48.6
MJB 649/H/22-10	649	22	7060	2	8270	3308	-	1	1	48.6
MJB 708/H/24-10	708	24	7490	2	8839	3536	-	-	2	48.6
MJB 767/H/26-10	767	26	8135	3	9922	3969	2	1	-	97.2
MJB 826/H/28-10	826	28	8565	3	10487	4195	1	2	-	97.2
MJB 885/H/30-10	885	30	8995	3	11052	4421	-	3	-	97.2
MJB 944/H/32-10	944	32	9425	3	11621	4648	-	2	1	97.2
MJB 1003/H/34-10	1003	34	9855	3	12190	4876	-	1	2	97.2
MJB 1062/H/36-10	1062	36	10285	3	12759	5104	-	-	3	97.2
MJB 1121/H/38-10	1121	38	10930	4	13838	5535	1	3	-	145.8
MJB 1180/H/40-10	1180	40	11360	4	14403	5761	-	4	-	145.8
MJB 1239/H/42-10	1239	42	11790	4	14972	5989	-	3	1	145.8
MJB 1298/H/44-10	1298	44	12220	4	15541	6216	-	2	2	145.8
MJB 1357/H/46-10	1357	46	12650	4	16110	6444	-	1	3	145.8
MJB 1416/H/48-10	1416	48	13080	4	16679	6672	-	-	4	145.8
MJB 1475/H/50-10	1475	50	13725	5	17754	7102	-	5	-	194.4
MJB 1534/H/52-10	1534	52	14155	5	18323	7329	-	4	1	194.4
MJB 1593/H/54-10	1593	54	14585	5	18892	7557	-	3	2	194.4
MJB 1652/H/56-10	1652	56	15015	5	19461	7784	-	2	3	194.4
MJB 1711/H/58-10	1711	58	15445	5	20030	8012	-	1	4	194.4
MJB 1770/H/60-10	1770	60	15875	5	20599	8240	-	-	5	194.4

NOTE: Typical compressed air consumption based upon cleaning cycle max. 3 minutes Single valve pulsing for units up to MJB 708 Two valves pulsing together for units up to MJB 1062 Three valves pulsing together for units up to MJB 1416 Four valves pulsing together for units up to MJB 1770



Inlet air (raw gas) and clean air outlet connections The dirty air enters at high level through the side of the dirty air chamber (as illustrated), or alternatively via the top of the dirty air chamber. It passes downwards through a generously sized pre-separation chamber, and then into the bag-house via a slotted profiled barrier to protect the bags from abrasion in a part cross flow and part down flow pattern, thus eliminating unwanted upward velocity effects. The outlet air connections are at high level directly from the clean air chamber. These may be situated at the sides or end of the clean air chamber. Rectangular connection flanges are normally provided. For the MJB-A, the dirty air chamber comprises two sections of the type illustrated, one mounted on top of the other to accommodate the 4.1m long bags. For the MJB-H, the dirty air chamber comprises three sections of the type illustrated, mounted on top of each other, to accommodate the longer (6.1m) bags.

